
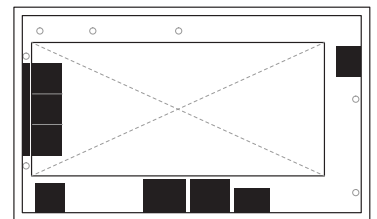


FIELD



PERIMETER



ENCLOSE

PROJECT

OVERLAND ELEMENTARY

TYPE

INTERIOR RENOVATION + GRAPHICS

LOCATION

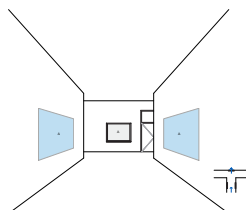
LOS ANGELES, CA

DATE

2013-CURRENT

COST

PRO-BONO

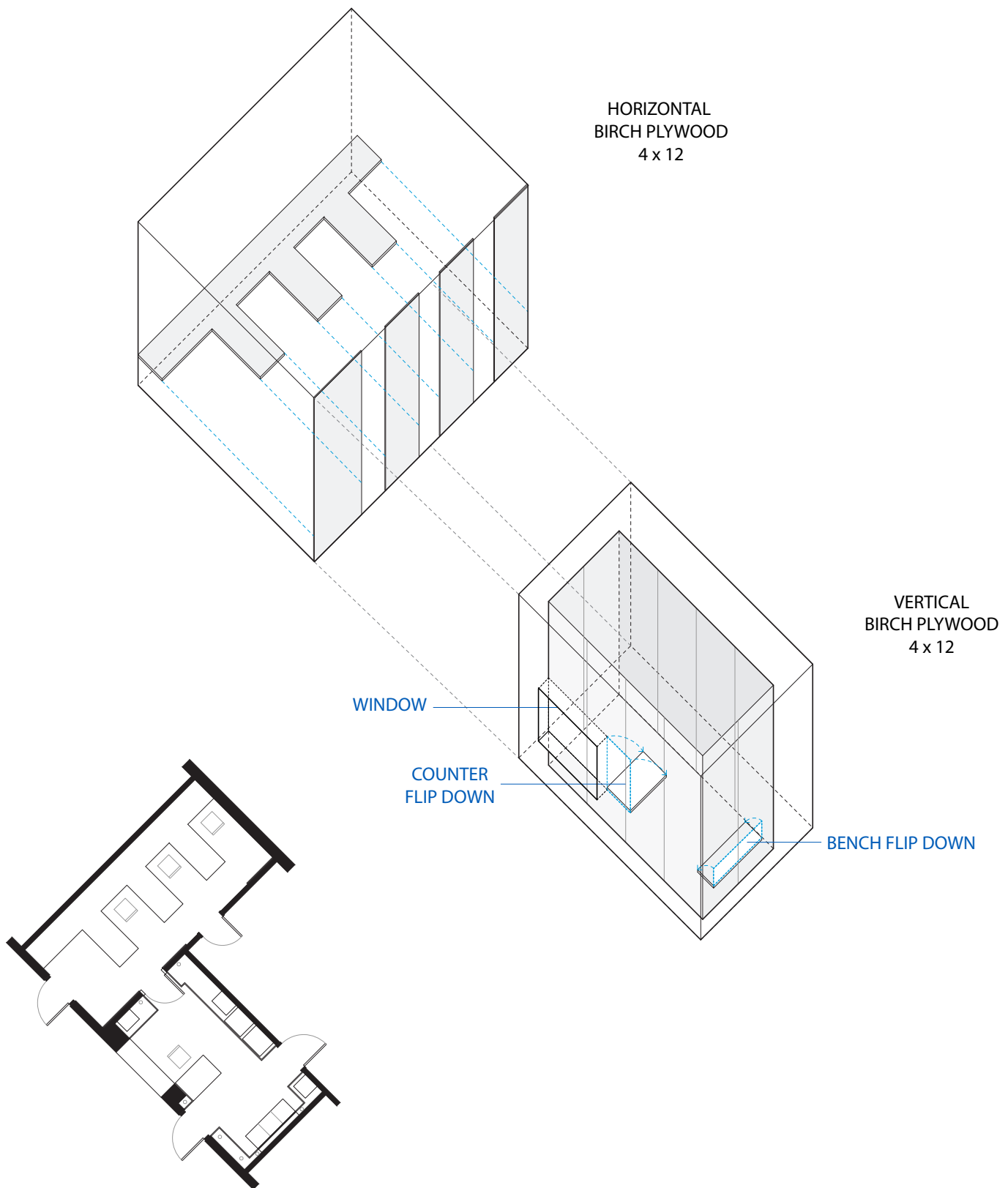


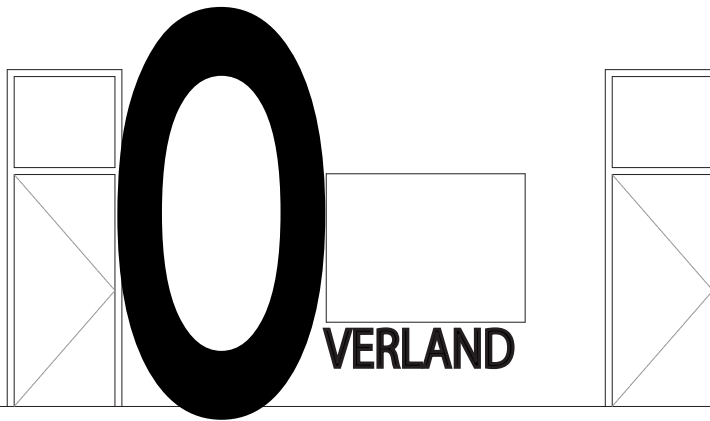
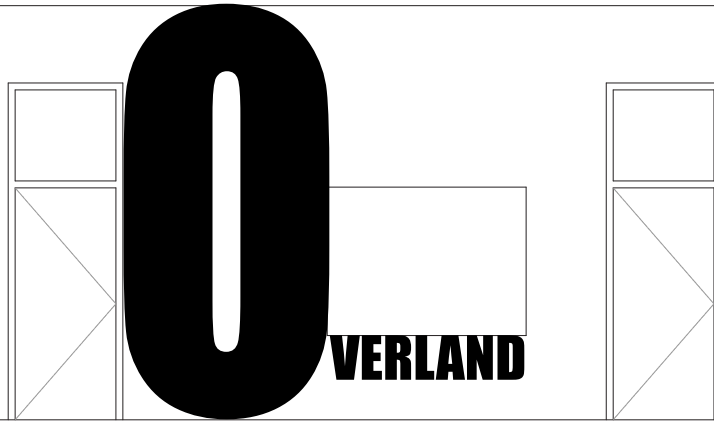
As a pro-bono project to rethink the entry and main office of Overland Elementary School in West L.A., the design needed to engaged the 1920s building without modifying any of its existing systems. Conceived as a liner, the wood surfaces wrap the existing layout of walls, floors and furniture to provide order and rhythm to the chaotic space. The entry is symmetrically flanked by polished stainless steel display boards that direct the visitor to the reception window. Super graphics bridge the scale of the architecture and the body to demarcate place. The office is layered work stations in one room with the storage lining a cabinet wall perimeter of the second space. Operable service nest in the wall allowing fold out re-configurations of the space as needed for meetings, filing, or simply hosting a sick child. The surface maintains uniformity while housing the diverse functional needs.



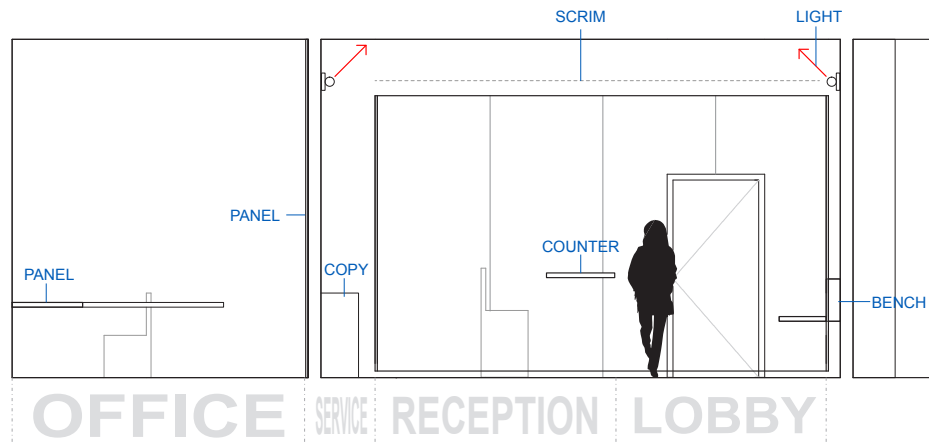
BORDEN PARTNERSHIP

1918 LAUDERDALE STREET
HOUSTON, TEXAS 77030





ENTRY WALL GRAPHICS



SECTION THROUGH LINING SURFACES

BORDEN PARTNERSHIP

1918 LAUDERDALE STREET
HOUSTON, TEXAS 77030

